

Dynamics and the Failure of Transition State Theory in Alkene Hydroboration

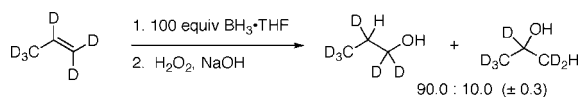
Yatsandra Oyola and Daniel A. Singleton*

Department of Chemistry, Texas A&M University, PO Box 30012, College Station, Texas 77842

Received September 27, 2008; E-mail: singleton@mail.chem.tamu.edu

The hydroboration of simple alkenes with BH_3 preferentially occurs in an “anti-Markovnikov”¹ fashion. The standard explanation for this preference in the literature,^{1,2} reproduced in some form in all general textbooks of organic chemistry, is that the selectivity arises from a greater stability for the anti-Markovnikov transition state over the alternative “Markovnikov” transition state. We find here that transition state theory fails to accurately account for the regioselectivity of hydroboration. Instead, a consideration of dynamic trajectories allows understanding of the selectivity.

The addition of BH_3 to terminal alkenes is only moderately regioselective. With simple terminal alkenes such as 1-hexene, the ratio of primary to secondary alcohol products after hydroboration with BH_3 at 0–25 °C followed by oxidation is ~94:6.^{1,3} This ratio as it has been observed is a composite of the regioselectivity in three separate steps: hydroboration by BH_3 , hydroboration by RBH_2 , and hydroboration by R_2BH . When unhindered, the intermediate alkylboranes are more reactive,⁴ but they are more regioselective as well, so the initial reaction of BH_3 is less selective than the composite ratio. Using the observed 1-hexanol/2-hexanol ratio of 97:3 for the reaction of *n*-butylborane with 1-hexene⁵ as a measure of the selectivity of the second and third steps of hydroboration, the regioselectivity for reaction of 1-hexene with BH_3 itself would be ~88:12. In our hands, the hydroboration of propene-*d*₆ at 21 °C with 100 equiv of $\text{BH}_3 \cdot \text{THF}$ (to minimize the contribution of hydroboration by alkylboranes) affords a 90.0:10.0 ratio of primary and secondary alcohols (based on direct analysis of the oxidized reaction mixture by ²H NMR). Assuming the applicability of transition state theory, the $\Delta\Delta G^\ddagger$ for the transition states leading to the two products would be 1.1–1.3 kcal/mol.



A variety of gas-phase computational approaches were explored in an attempt to predict this $\Delta\Delta G^\ddagger$.⁶ CCSD(T)/aug-cc-pvdz calculations were used to locate transition structures 1^\ddagger and 2^\ddagger for formation of the regioisomeric products from the precursor complex **3**. The relative energetics of the anti-Markovnikov transition structure 1^\ddagger and the Markovnikov structure 2^\ddagger in high-level single-point calculations, as well as analogous structures optimized in other ways, are summarized in Table 1. All calculations, including particularly a converged series of CCSD(T) single-point energies employing very large basis sets, predict an energetic preference for 1^\ddagger that greatly exceeds that implied by the experimental selectivity. In other words, the experimental reaction is considerably less selective than the 98:2–99:1 expected from the calculations.

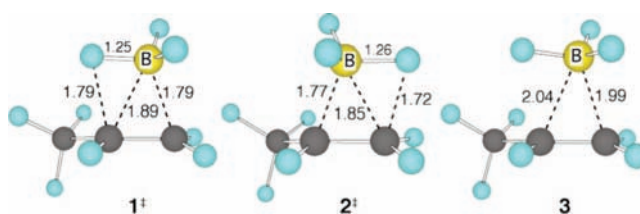
We considered many possible reasons for this discrepancy. The simplest possibility, unadorned error in the calculated relative energies, seems doubtful based on the similarity of the structures being compared, the convergence of the results from various calculational methods, and the quality of the methods employed. A second possibility is that entropy strongly favors 2^\ddagger in a way that is missed by the often-erring harmonic entropy estimate. Treatment of the most vulnerable methyl-group rotation as a hindered rotor based on CCSD(T)/cc-pvtz single points on the

Table 1. Calculated $\Delta\Delta E^\ddagger$ or $\Delta\Delta G^\ddagger$ for Transition Structures 1^\ddagger versus 2^\ddagger for the Hydroboration of Propene with BH_3

Method/Basis Set	$\Delta\Delta E^\ddagger$ or $\Delta\Delta G^\ddagger$ (kcal/mol)
B3LYP/6–31G*	2.4 ^b
G3	2.4 ^b
CBS-QB3	2.3 ^b
CCSD(T)/cc-pvtz ^c	2.4 ^a
CCSD(T)/aug-cc-pvtz ^c	2.4 ^a
CCSD(T)/cc-pvqz ^c	2.4 ^a
CCSD(T)/aug-cc-pvqz ^c	2.4 ^a
BD(TQ)/aug-cc-pvdz ^c	2.6 ^a
CCSD(T)/extrapolated to infinite basis + enthalpy correction – $T\Delta S$	2.5 ^{b,d}
Experiment (assuming transition state theory)	1.1–1.3

^a $\Delta\Delta E^\ddagger$ (as potential energy). ^b $\Delta\Delta G^\ddagger$ at 25 °C including harmonic enthalpy and entropy estimates based on the unscaled frequencies. ^c Single point calculations on the CCSD(T)/aug-cc-pvdz structures. ^d MP4/cc-pvdz frequencies were used in the enthalpy and entropy estimates.

rotational second-order saddle points favors 2^\ddagger , but by only 0.1 kcal/mol at 25 °C. On the other hand, inclusion of anharmonic corrections (B3LYP/6–31G*) increased the preference for 1^\ddagger by 0.1 kcal/mol. A third possibility is that tunneling favors the Markovnikov process since its barrier is higher. Experimentally, however, there was no apparent difference in the regioselectivity of the reaction of BH_3 versus BD_3 with 1-octene. A one-dimensional infinite-parabola tunneling estimate⁷ based on the curvature of the transition vectors (301*i* and 530*i* cm^{-1} for 1^\ddagger and 2^\ddagger , respectively) does favor 2^\ddagger , but by only a rate factor of 1.22.



A more complex possibility to consider is the role of solvent. We first consider the effect of solvent polarity. Experimentally, solvent polarity has no discernible effect on the regioselectivity.⁸ Theoretically, the SCF dipole moments (aug-cc-pvqz) for 1^\ddagger and 2^\ddagger are only 3.34 and 2.95 D, respectively, and because the dipole moment of 1^\ddagger is greater, solvent polarity should favor 1^\ddagger , not 2^\ddagger . Accordingly, solvent-model calculations (PCM, CPCM, SCIPCM) increase the preference for 1^\ddagger by 0.3–0.4 kcal/mol, further from experiment.

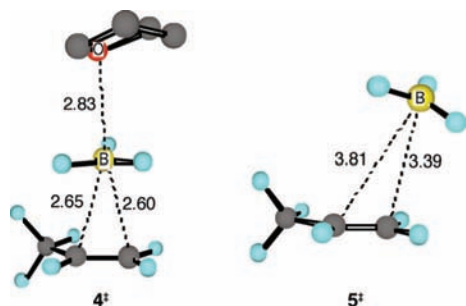
A second possible role for solvent is the mechanistic complication of a direct transfer of the BH_3 from the solvent as ligand. This is a debated issue (see the Supporting Information for a discussion). In calculations at various levels,⁶ loose transition structures for BH_3 transfer from THF to propene are readily located, e.g., **4**[‡] (B3LYP/6–31G*,⁶ variationally optimized), but the product of these structures is complex **3**, uncoordinated by THF. In such circumstances the $1^\ddagger/2^\ddagger$ energy difference would still control the regioselectivity.

Table 2. Classical Trajectory Studies

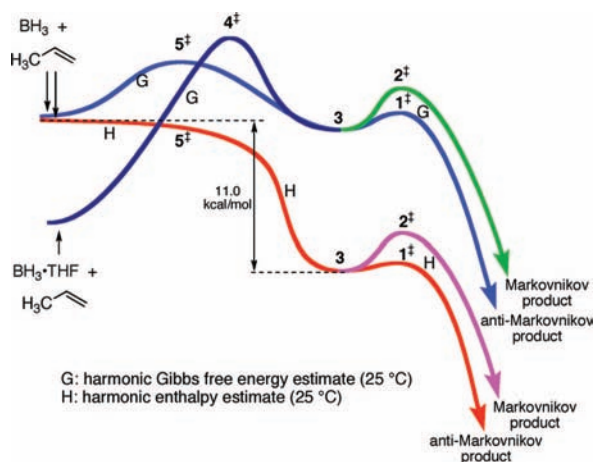
Starting point	anti-Markovnikov	Markovnikov	Unreactive in 5000 fs
3	875	10 (1%)	3
4[‡]	338	47 (12%)	496 ^a
5[‡]	739	110 (13%)	465
5[‡] + 18 THF, equilibrated^b	76	9 (11%)	17 ^a
4[‡] + 17 THF, equilibrated^c	19	2 (10%)	3 ^a

^a Includes trajectories affording THF·BH₃. ^b 500 fs equilibrations before releasing a fixed B–C distance. ^c 1000–8500 fs equilibrations.

lectivity. Notably, the free-energy barrier associated with **4[‡]** is predicted to be 2.3 kcal/mol above a dissociative pathway followed by variational transition structure **5[‡]** (CCSD(T)/6–31+G**//B3LYP/6–31G*, after allowing for neat THF as its standard state).



Why does transition state theory fail to account for the product ratio? The formation of **3** from BH₃/propene is enthalpically barrierless (experimentally, 2 ± 3 kcal/mol with ethylene in the gas phase⁹) and downhill by 11.0 kcal/mol (CCSD(T)/aug-cc-pvqz + harmonic enthalpy estimate). Considerable excess energy is thus available from the formation of **3**, and the barriers for formation of products from **3** are quite small; **1[‡]** is only 0.8 kcal/mol above **3** in free energy. Under these circumstances, we considered that trajectories may pass directly to the products or afford the products faster than thermal equilibration with solvent, making transition state theory inappropriately applicable.¹⁰



To explore this idea, a series of classical trajectory studies were performed by direct dynamics¹¹ (Table 2), including B3LYP/6–31G* trajectories started directly from **3**, **4[‡]**, and **5[‡]**, and ONIOM (B3LYP/6–31G*:AM1) trajectories started from **4[‡]** or **5[‡]** in a bath of 18 THF molecules confined to a 14 Å cubic box after a 500–8500 fs equilibration. Trajectories started from **3** statistically at 25 °C, i.e., with no excess energy, underwent addition with a half-life of ~700 fs, and afforded ~1% of the Markovnikov product. This fits quite well with transition state theory, though not with experiment, and weighs against recrossing or unknown subtle

classical entropy effects as the source of the discrepancy. In contrast, trajectories started from points before **3** on the reaction coordinate (thus having excess energy in the area of **3**) afforded 10–12% of the Markovnikov product, fitting strikingly well with experiment.

A more detailed understanding of the regioselectivity can be gleaned from considering the time course of the selectivity for trajectories started from **5[‡]**. For the 25% of trajectories that afford product within 800 fs, the amount of Markovnikov product is particularly high (21%). The selectivity is higher for the 39% of trajectories that afford product in the 800–5000 fs range, with 7.5% Markovnikov addition. An RRKM calculation based on the energy difference between **5[‡]** and **3** predicts 7.4%. From these observations, we envision the selectivity in solution as involving three stages: a “direct-trajectory” stage, with low selectivity; an RRKM stage, with medium selectivity; and a thermally equilibrated stage, developing over several picoseconds¹² as the excess energy is transferred to solvent. This last stage should be quite selective, as evidenced by the results with trajectories starting from **3**, but by then the damage is done.

Some unusual experimental observations in hydroboration support the mechanistic picture here. In particular, hydroboration has long been recognized as “remarkably insensitive to major changes in the structure of the olefin”,¹³ a factor in its broad utility, and it exhibits an equally remarkable low intermolecular H/D isotope effect of 1.18.¹⁴ These observations were shoehorned into a conventional mechanistic picture, though in retrospect they clearly contradict it. A new unusual observation is that the regioselectivity is surprisingly temperature-insensitive; hydroboration of propene-*d*₆ at 21, 45, and 70 °C afforded 10.0, 10.6, and 11.2% Markovnikov addition, respectively. This corresponds to a $\Delta\Delta H^\ddagger$ of only 0.5 ± 0.2 kcal/mol.

In this most “textbook” of reactions, transition state theory fails and the selectivity can only be understood by consideration of dynamic trajectories. We are unaware of any more striking example of the role of dynamics in an experimentally preeminent reaction.

Acknowledgment. We thank the NIH for Grant No. GM-45617 and The Robert A. Welch Foundation for financial support.

Supporting Information Available: Experimental and calculational procedures, energies and geometries of all calculated structures, and technical comments. This material is available free of charge via the Internet at <http://pubs.acs.org>.

References

- Brown, H. C.; Zweifel, G. *J. Am. Chem. Soc.* **1960**, *82*, 4708–4712.
- (a) Dewar, M. J. S.; McKee, M. L. *Inorg. Chem.* **1978**, *17*, 1075–1082. (b) Graham, G. D.; Freilich, S. C.; Lipscomb, W. N. *J. Am. Chem. Soc.* **1981**, *103*, 2546–2552. (c) Wang, X.; Li, Y.; Wu, Y.-D.; Paddon-Row, M. N.; Rondan, N. G.; Houk, K. N. *J. Org. Chem.* **1990**, *55*, 2601–2609.
- (a) Pasto, D. J.; Cumbo, C. C.; Balasubramanian, P. *J. Am. Chem. Soc.* **1966**, *88*, 2187–2194. (b) Kalbalka, G. W.; Wadgaonkar, P. P.; Shoup, T. M. *Organometallics* **1990**, *9*, 1316–1320.
- Pasto, D. J.; Lepeska, B.; Balasubramanian, V. *J. Am. Chem. Soc.* **1972**, *94*, 6090–6096.
- Srebnik, M.; Cole, T. E.; Ramachandran, P. V.; Brown, H. C. *J. Am. Chem. Soc.* **1989**, *111*, 6085–6096.
- See the Supporting Information for calculational details and validation studies. Interestingly, of the diverse combinations of basis sets and DFT functionals, B3LYP/6–31G* most closely reproduced CCSD(T)/aug-cc-pvtz energetics in this system.
- Bell, R. P. *The Tunnel Effect in Chemistry*; Chapman & Hall: London, 1980; pp 60–63.
- Lane, C. F. *J. Org. Chem.* **1974**, *39*, 1437–1438.
- Fehner, T. P. *J. Am. Chem. Soc.* **1971**, *93*, 6366–6373.
- Vayner, G.; Addepalli, S. V.; Song, K.; Hase, W. L. *J. Chem. Phys.* **2006**, *125*, 014317.
- Hase, W. L.; Song, K. H.; Gordon, M. S. *Comput. Sci. Eng.* **2003**, *5*, 36–44.
- Elles, C. G.; Cox, M. J.; Crim, F. F. *J. Chem. Phys.* **2004**, *120*, 6973–79.
- Brown, H. C.; Moerikofer, A. W. *J. Am. Chem. Soc.* **1963**, *85*, 2063–65.
- Pasto, D. J.; Lepeska, B.; Cheng, T.-C. *J. Am. Chem. Soc.* **1972**, *94*, 6083–6090.

JA807666D